

## **Xifu Stock Information**

### **Icon Descriptions**

# Xifu Stock Information

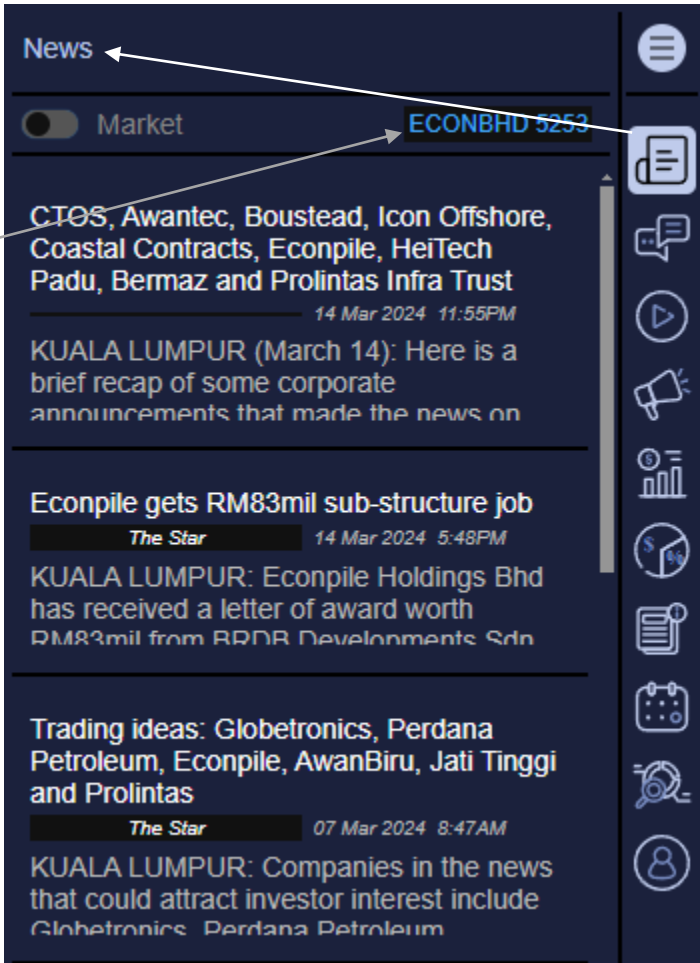
## Icons Description

**Market (in blue):**  
When **market button is in blue**, (while ECONBHD 5253 is in grey) meaning the stock information listing below is the whole bursa stock market related news.

**ECONBHD 5253 (in blue):**  
When **ECONBHD 5253 is in blue**, (while Market in grey) meaning the stock information listing below is the respective stock name (in this case is ECONBHD 5253) related news.



### Stock Information



# Xifu Stock Information

## Icons Description

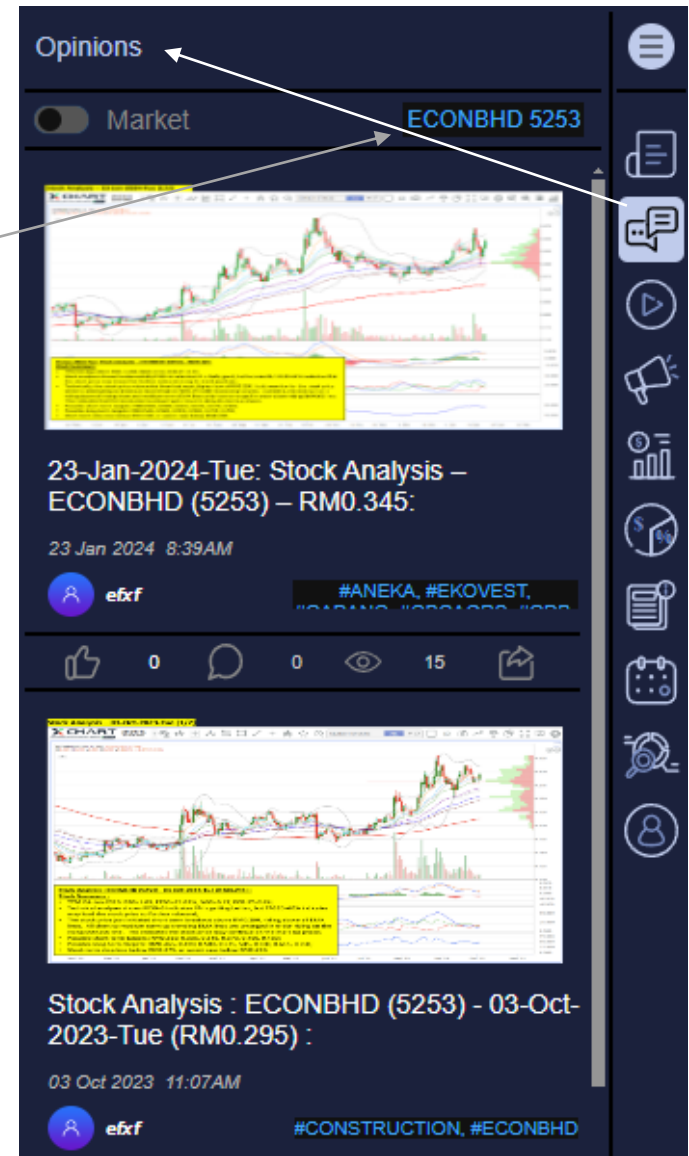
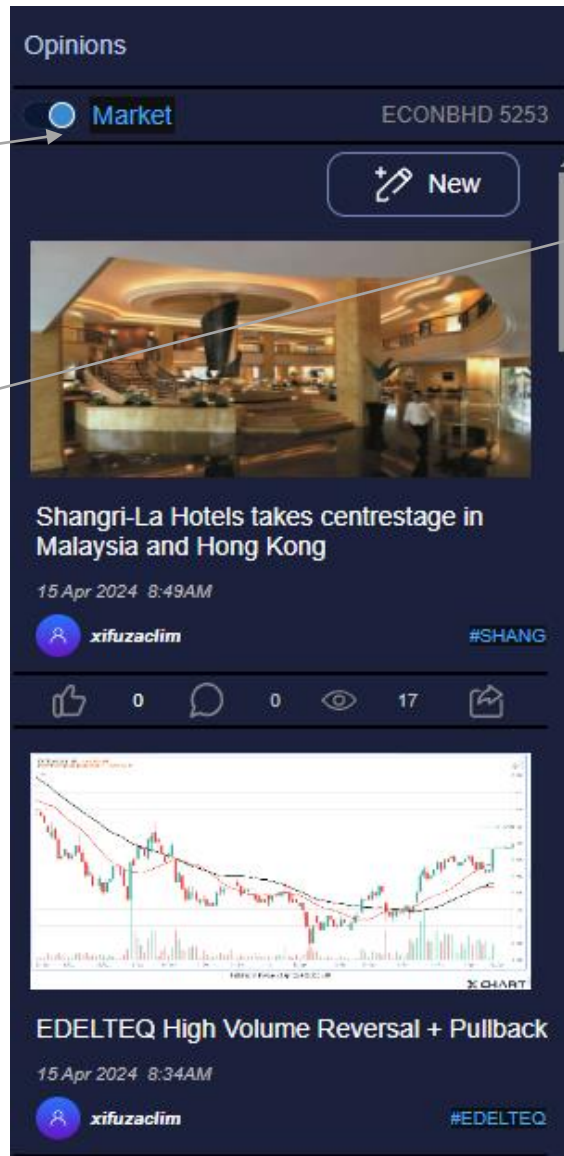
### Market (in blue):

When **market button is in blue**, (while ECONBHD 5253 is in grey) meaning the stock information listing below is the whole bursa stock market related opinions.

### ECONBHD 5253 (in blue):

When **ECONBHD 5253 is in blue**, (while Market in grey) meaning the stock information listing below is the respective stock name (in this case is ECONBHD 5253) related opinions.

## Stock Information



# Xifu Stock Information

## Icons Description

**Market (in blue):**

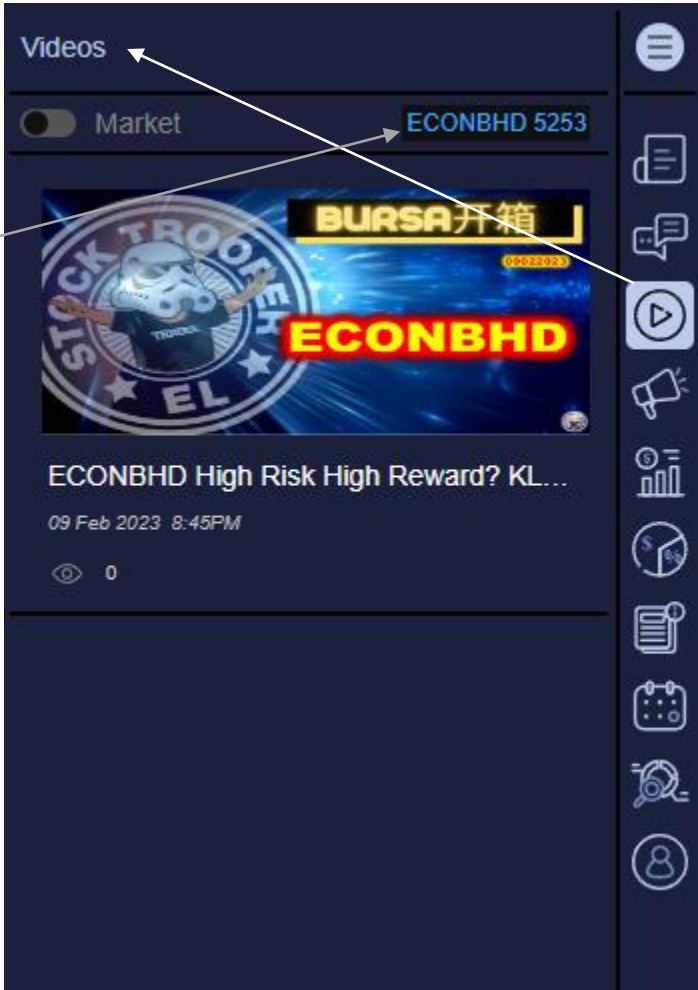
When **market button is in blue**, (while ECONBHD 5253 is in grey) meaning the stock information listing below is the whole bursa stock market related videos.

**ECONBHD 5253 (in blue):**

When **ECONBHD 5253 is in blue**, (while Market in grey) meaning the stock information listing below is the respective stock name (in this case is ECONBHD 5253) related videos.



### Stock Information

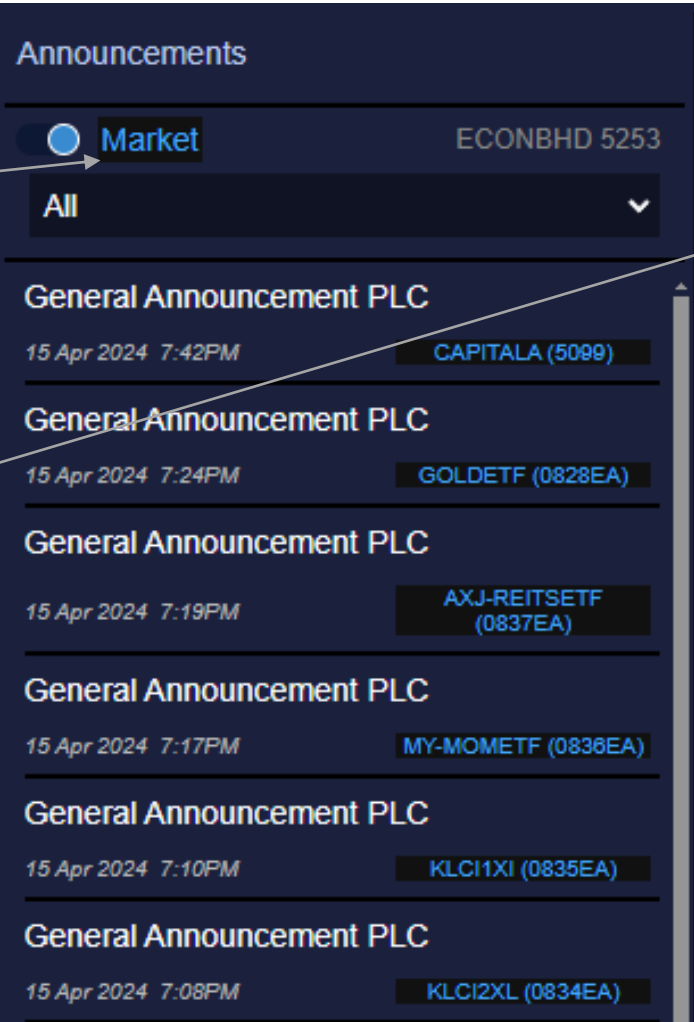


# Xifu Stock Information

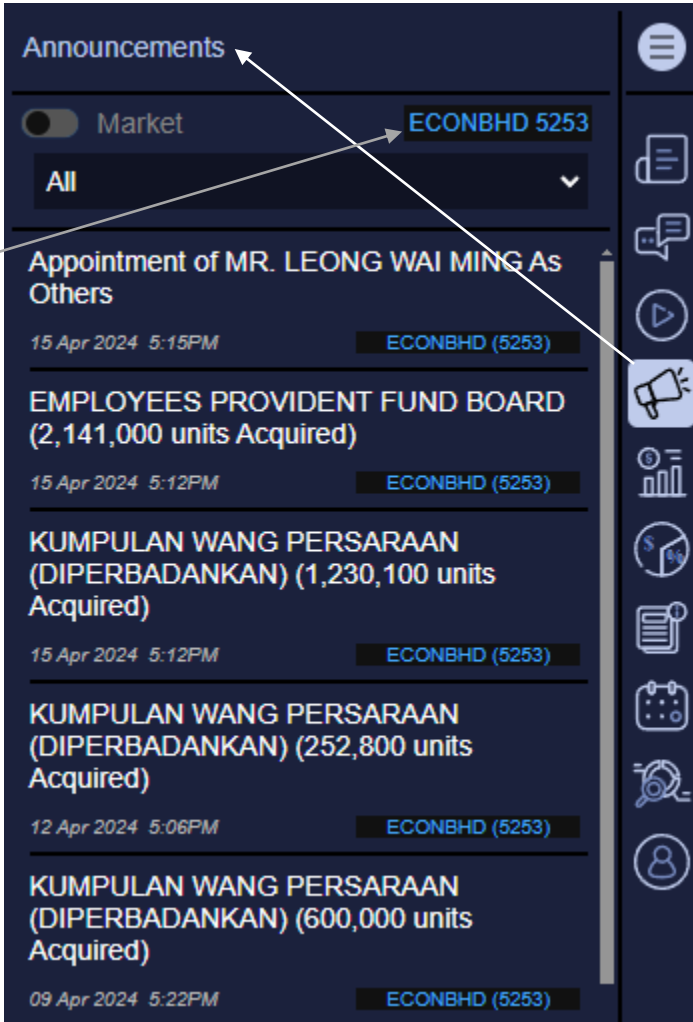
## Icons Description

**Market (in blue):**  
When **market button is in blue**, (while ECONBHD 5253 is in grey) meaning the stock information listing below is the whole bursa stock market related announcements.

**ECONBHD 5253 (in blue):**  
When **ECONBHD 5253 is in blue**, (while Market in grey) meaning the stock information listing below is the respective stock name (in this case is ECONBHD 5253) related announcements.



## Stock Information



# Xifu Stock Information

## Icons Description

**Market (in blue):**  
When **market button is in blue**, (while ECONBHD 5253 is in grey) meaning the stock information listing below is the whole bursa stock market related financial results.

**ECONBHD 5253 (in blue):**  
When **ECONBHD 5253 is in blue**, (while Market in grey) meaning the stock information listing below is the respective stock name (in this case is ECONBHD 5253) related financial results.

Financial Result

☒ Market

ECONBHD 5253

AEONCR

Q4-2024

Ann. Date: 08/04/2024

EPS(sen)

QoQ

YoY

22.3

33.3

26.3

CYPARK

Q3-2024

Ann. Date: 29/03/2024

EPS(sen)

QoQ

YoY

-4.5

636.1

N/A

QUALITY

Q4-2024

Ann. Date: 29/03/2024

EPS(sen)

QoQ

YoY

-7.2

6481.8

-34.2

VIS

Q1-2024

Ann. Date: 29/03/2024

EPS(sen)

QoQ

YoY

-0.6

-177.6

-69.3

## Stock Information

Financial Result

☐ Market

ECONBHD 5253

ECONBHD

Q2-2024

Ann. Date: 28/02/2024

EPS(sen)

QoQ

YoY

-0.7

208.7

491.7

ECONBHD

Q1-2023

Ann. Date: 29/11/2023

EPS(sen)

QoQ

YoY

-0.2

-63.5

-32.4

ECONBHD

Q4-2023

Ann. Date: 29/08/2023

EPS(sen)

QoQ

YoY

-0.6

3050

-33.7

ECONBHD

Q3-2023

Ann. Date: 24/05/2023

EPS(sen)

QoQ

YoY

N/A

-83.3

-98.2



**Xifu Stock Information**  
**Icons Description**

**Market (in blue):**

When **market button is in blue**, (while **MAYBANK 1155** is in grey) meaning the stock information listing below is the whole bursa stock market related dividends.

**MAYBANK 1155 (in blue):**

When **MAYBANK 1155 is in blue**, (while **Market** in grey) meaning the stock information listing below is the respective stock name (in this case is MAYBANK 1155) related dividends.

Dividends	
<input checked="" type="radio"/> <b>Market</b>	MAYBANK 1155
Final Dividend 16/04/2024	
MYR 0.0200	
GHLSYS (0021)	
Ex Date	Payment Date
15/04/2024	27/03/2024
Interim Dividend (Amended) 16/04/2024	
MYR 0.0220	
FRONTKN (0128)	
Ex Date	Payment Date
15/04/2024	04/04/2024
Final Dividend (Amended) 16/04/2024	
MYR 0.0070	
MTEC (0285)	
Ex Date	Payment Date
15/04/2024	03/04/2024
First Interim Dividend (Amended) 16/04/2024	
MYR 0.0005	
CETECH (03024)	
Ex Date	Payment Date
15/04/2024	04/04/2024

Stock Information

Dividends	
<input type="radio"/> Market	<b>MAYBANK 1155</b>
No result found	

## Icons Description

**Company Information**

☐ Market **ECONBHD 5253**

**Group Activities**

The Group is principally engaged in the provision of piling and foundation services, mainly for high-rise property developments and infrastructure projects in Malaysia. Its piling and foundation services include bored piles, earth retaining systems and construction of substructures. Its completed projects include piling works for Pavilion shopping centre and Klang Valley Mass Rapid Transit, and deep basement works for Elite Pavilion and W Hotel and The Residences.

**Company Information(As per latest annual report):**

**KRISHNAN A/L C K MENON**  
Non-Independent Non-Executive Chairman

**THE CHENG ENG**  
Group Managing Director

**PANG SAR**  
Executive Director/ Group Chief Executive Officer

**THE KUN ANN**  
Executive Director/Deputy Group Chief Executive Officer

**TEH BEE CHOO**  
Independent Non-Executive Director

**LAW SIEW NGAN**  
Independent Non-Executive Director

**DATO' ROSLI BIN MOHAMED NOR**  
Former Non-Independent Non-Executive Director resigned on 18 October 2023



# Xifu Stock Information

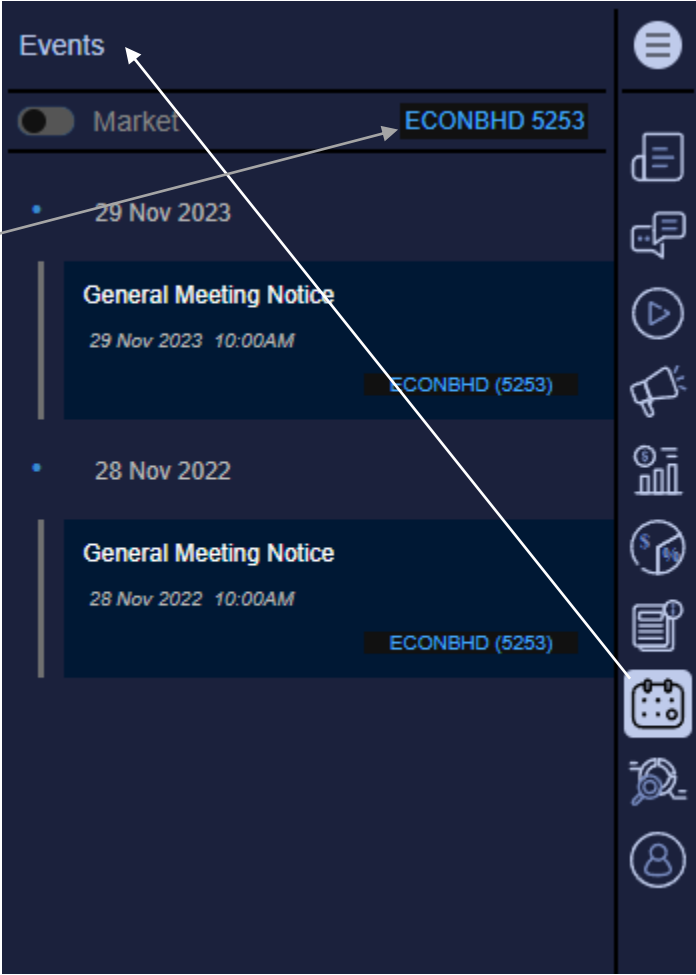
## Icons Description

Market (in blue):  
When **market button is in blue**, (while ECONBHD 5253 is in grey) meaning the stock information listing below is the whole bursa stock market related Events.

ECONBHD 5253 (in blue):  
When **ECONBHD 5253 is in blue**, (while Market in grey) meaning the stock information listing below is the respective stock name (in this case is ECONBHD 5253) related Events.



### Stock Information



# Xifu Stock Information

## Icons Description

Market (in blue):  
When **market button is in blue**, (while ECONBHD 5253 is in grey) meaning the stock information listing below is the whole bursa stock market related Analyst Calls.

ECONBHD 5253 (in blue):  
When **ECONBHD 5253 is in blue**, (while Market in grey) meaning the stock information listing below is the respective stock name (in this case is ECONBHD 5253) related Analyst Calls.

Analyst Call

☒ Market

ECONBHD 5253

CHINTEK(1929)

Hold

15/04/2024

AMInvest

Target Price

Fwd EPS

Fwd PE

8.36

84.40

9.06

SLVEST(0215)

Hold

12/04/2024

AMInvest

Target Price

Fwd EPS

Fwd PE

1.55

4.60

34.78

LEESK(8079)

Buy

12/04/2024

AMInvest

Target Price

Fwd EPS

Fwd PE

1.39

10.90

8.35

UOADEV(5200)

Buy

12/04/2024

Affin Hwng

Target Price

Fwd EPS

Fwd PE

2.10

9.50

19.68

### Stock Information

Analyst Call

☐ Market

ECONBHD 5253

18

BUY

2

SELL

10

HOLD

ECONBHD(5253)

Buy

25/03/2024

CIMB

Target Price

Fwd EPS

Fwd PE

0.61

-0.50

-94.00

ECONBHD(5253)

Hold

29/02/2024

AMInvest

Target Price

Fwd EPS

Fwd PE

0.39

0.50

94.00

ECONBHD(5253)

Sell

26/07/2023

MACS

Target Price

Fwd EPS

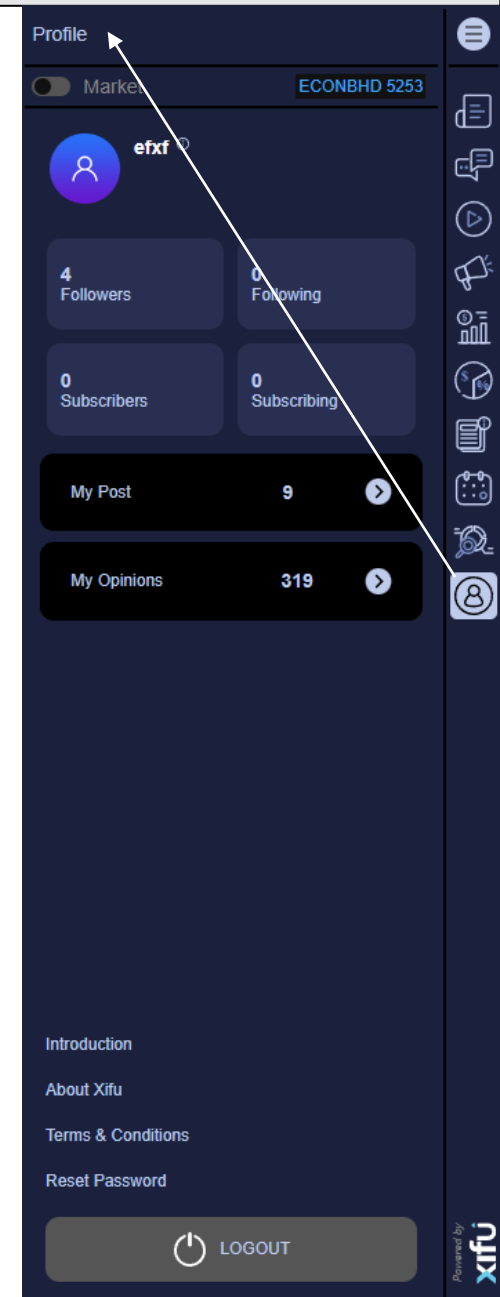
Fwd PE

0.16

-0.30

-156.67

## Icons Description



**End of Documentation**